


Amphenol

FIBER OPTIC PRODUCTS

SERVICE NODE

CABLE ASSEMBLIES





Amphenol

FIBER OPTIC PRODUCTS




Service Node

Cable Assemblies

Amphenol's node Cable Assemblies link optical transport cable to optical processing equipment. This connection is critical and requires an environmental seal between the cable and the node feed-thru.

Amphenol's node cables utilize a unique IP68 rated stainless steel feed-thru adapter, featuring an anti-twist coupling body.


Our standard node assemblies use either a dielectric OSP cable or an armored OSP cable. Their multiple O-rings ensure a fully sealed cable and node.



FEATURES	BENEFITS
Available with SC, LC, ST, FC Connectors	Multiple connector options available
Available with 900um or 2mm fan-out	Multiple cable types available
Fiber counts available from 2 to 24	Multiple fiber counts available
Factory terminated for high performance	Reliable performance in field
Stainless steel fitting	Added strength and environmental durability
Potted furcation for secure environmental protection	Reliable seal
No installation tools required	Quick and easy installation
Feed-thru body features an anti-twist design	Allows tightening of node without twisting cable



INDUSTRY SPECIFICATIONS	
Weather Rating	IP68
Operating temperature	-40° to 85°C
Mating Cycles	100 minimum
Cable Retention	445 N (100 lbs)
Strain Relief	100lbf
Accepted Cable Diameter	4.8mm - 7.0mm
Submersible	Up to 20ft of water head
Threading	Standard SCTE 5/8"-24 UNEF

Key Features and Options



1. Anti-twist Feed-thru Body
2. IP68 Environmental Seal
3. PG13.5 or 5/8-24 UNEF Threading
4. Color Coded Fanout
5. 900µm and 2mm Options

90° NODE FITTING




Step-By-Step Installation

Field Installation

Tools: Standard 7/8" wrench
Warning: Do not exceed 80-100lbf-in torque



1 Feed connectors through node entry port



2 Feed cable into node to remove excess slack



3 Thread coupling fitting a full turn into node



4 Align coupler to coupling fitting



5 Thread coupling fitting into node (due to left-handed threading, coupler will thread simultaneously)



6 Tighten coupling nut to secure in final position



7 Field installation complete


Industry Compliance

Connectors are mechanically and optically intermateable with industry standard connectors and adapters and conform to TIA/EIA, IEC, and Telcordia specifications

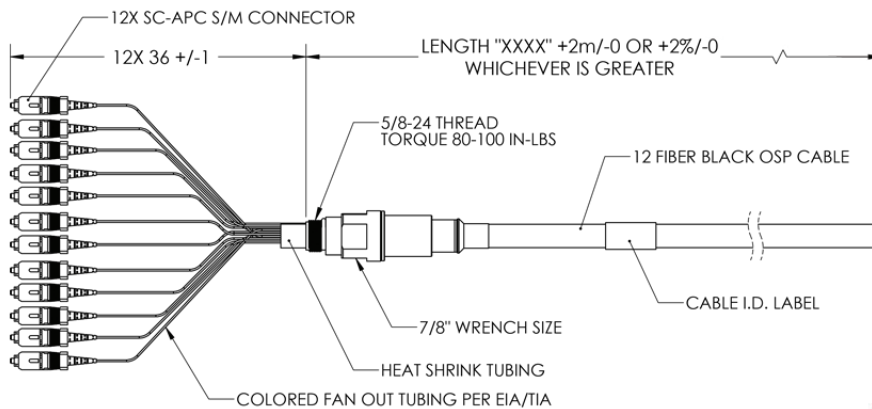
RoHS compliant

Technical Specifications

Parameter	Specification
Insertion Loss	
Singlemode Ultra Polish (UPC)	≤ 0.15dB typical
Singlemode Angle Polish (APC)	≤ 0.23dB typical
Multimode	≤ 0.35dB typical
Return Loss	
Singlemode Ultra Polish (UPC)	≤ -55dB
Singlemode Angle Polish (APC)	≤ -65dB



Node Cable w/ SC



Node Cable w/ SC+LC

